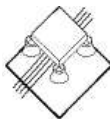

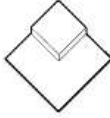






Installation options

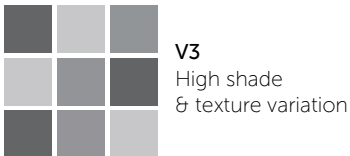
-  pedestals
-  sand & gravel
-  concrete slab
-  thinset bed
-  lawn & turf

PORCELAIN PAVERS

SILVER

Light grey 'cement' look paver with random inclusions giving the appearance of small stones. Individual pavers display moderately high color variation and features. Smooth but anti-slip surface.

Color & Shade Variation:



Size:



35 3/8" x 17 5/8"

Thickness:	3/4"
Weight:	9 lb/sq.ft.
Packing:	2 pcs/ctn (24"x24")
Water absorption:	0.05%
Static load (center)	1780lbf
Slip resistance	R11 (DIN51130)
Frost resistance:	resistant